

Autel DS708 FAQ

About basic information

Q: Are you Autel authorized dealer?

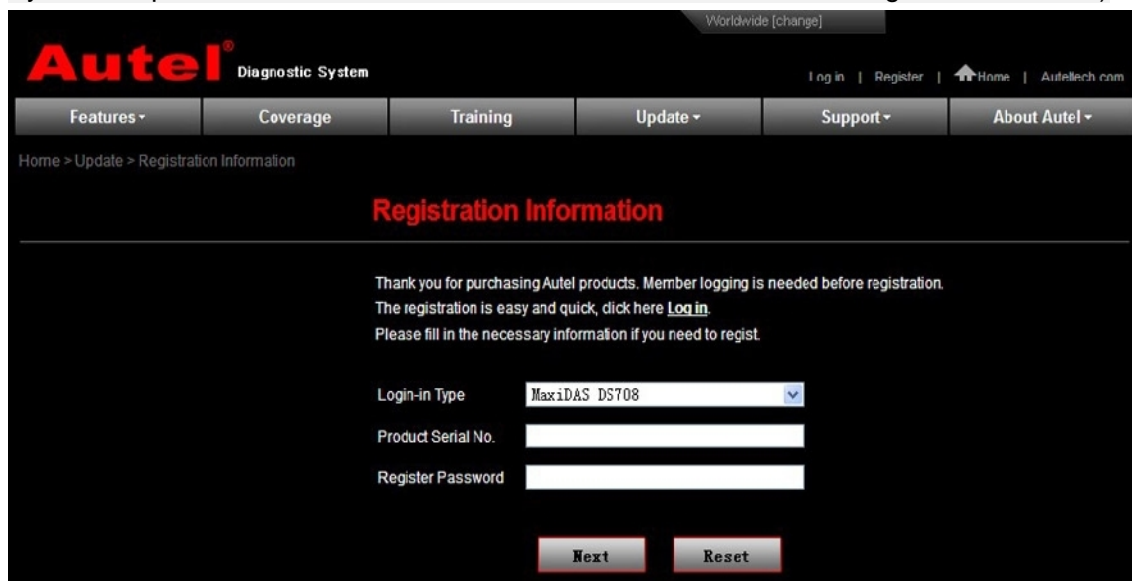
A: Yes, we are Autel authorized dealer; please check the Autel Certificate on our DS708 description page.

About register

Q: I tried to register DS708, but not successfully, I got error message “found no service or DNS error”, the WIFI indicator light keep flashing.

A: There are mainly two ways to register.

The first way: use computer to register on www.maxidas.com, (NOTE: Please use the System/Help > about function to find out the Product Serial No. and Register Password.)

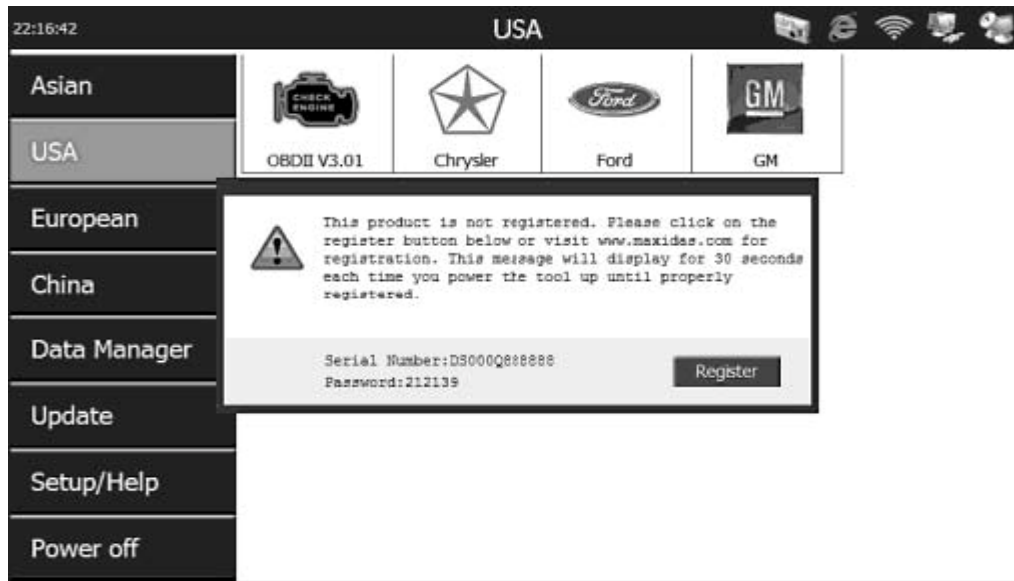


The screenshot shows the 'Registration Information' page on the Autel Diagnostic System website. The page has a dark theme with red and white text. At the top, there is a navigation bar with the Autel logo and 'Diagnostic System' text. Below the navigation bar, there are several menu items: 'Features', 'Coverage', 'Training', 'Update', 'Support', and 'About Autel'. The main content area is titled 'Registration Information' and contains a message: 'Thank you for purchasing Autel products. Member logging is needed before registration. The registration is easy and quick, click here [Log in](#). Please fill in the necessary information if you need to register.' Below the message, there are three input fields: 'Login-in Type' (a dropdown menu with 'MaxiDAS DS708' selected), 'Product Serial No.', and 'Register Password'. At the bottom of the form, there are two buttons: 'Next' and 'Reset'.

(Picture1: Registration Information Screen in website)

The second way: register on the scan tool. Before register on the scan tool, use the internet cable to connect DS708 and the computer.

The first time you start the scan tool, it will pop up a message box to advise user to register your tool, showing as follow. This message will display 30 seconds each time you power the tool up until properly registered.



(Picture2: Prompt box for registration-in Main Screen)

For more details on how to step-by-step register, click <http://www.careucar.com/upload/service/autel-ds708-user-manual-english-version.pdf> and turn to page 19- entitled "2.4. Register the Tool".

About update

Q: Where to update Autel MaxiDAS® DS708?

A: Go to update at DS708 official website: <http://www.maxidas.com/>, you could download software, update online, retrieve information and get warranty service.

Q: Can I download and update German version in the Autel official website?

A: yes, you can. You are allowed to customize one specific language among these languages: English, Spanish, French, German, Australia and Russian, but not accessible to switch to the language what you want when you use DS708.

Q: What is update cost one year later?

A: when you want to update DS708 one year later since you ordered DS708, please contact Autel customer service for the update cost.

Q: I bought Autel DS708 from you last year and always work well. But today I get error when I open DS708, I can't open any window.

A: Did you register as member of Autel? Can you update on the computer? If the DS708 are accessible to update on the computer, insert the SD card into your computer and format the SD card, and then run the DS708 Update again.

However, if you didn't register, follow the next steps to register and update:

1). DS708 Register Wizard

Insert the SD card into your computer and run the DS708 Register Wizard. Follow the step2 to step4 in "B. Register on the scan tool" (turn to page 26 in the DS708 English

manual) to complete registration to SD card.

Put the SD card back to the scan tool and restart it to finish registration procedure.

2). DS708 Update

Insert the SD card into your computer and run the DS708 Update. There is a Register option in the log-in window. When click on it, it will automatically link to DS708 Register Wizard. Follow the step2 to step4 in "B. Register on the scan tool" (turn to page 26 of DS708 English manual) to complete registration to SD card.

Put the SD card back to the scan tool and restart it to finish registration procedure.

Q: After register Autel DS708, I go to update and got error message reading "no connection with the server, please check network connections, what's the reason?"

A: Do you have DS708 connected to the internet? If the DS708 has been connected to the network, but can't update, advice you update DS708 on computer. Please step-by-step follow the DS708 update

instruction <http://www.careucar.com/upload/service/ds708-update-instruction.pdf>.

About supported car models and years

Q: the German language version and English language version are the same in function and in version? Or the English version is newer and supports more car models?

A: no matter what language, all Autel Maxidas DS708 are the same in function and in the supported car models, and all support update online.

Q: What the difference among DS708, X431 Diagun and X431 master in supported car models?

A: There is no big difference in the supported car models, all of the three tools are universal diagnostic tool which cover most world-renown brand cars. The difference is that Autel DS708 generally work with the car until 2012 year, as for X431 DIAGUN and MASTER supported vehicles years, it depends on the specific car models.

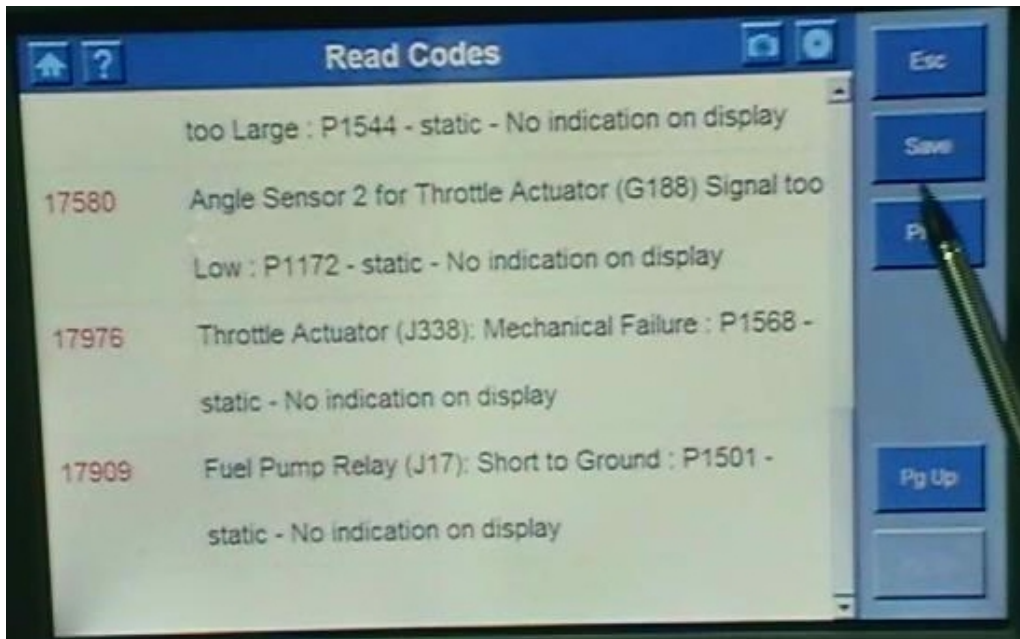
Q: Do you have any device which supports diagnosing for many car models? And even work with OBD1 compliant cars.

A: yes, we have, like: Autel DS708, X431 Diagun III, GD860, ADS-1S.

About function

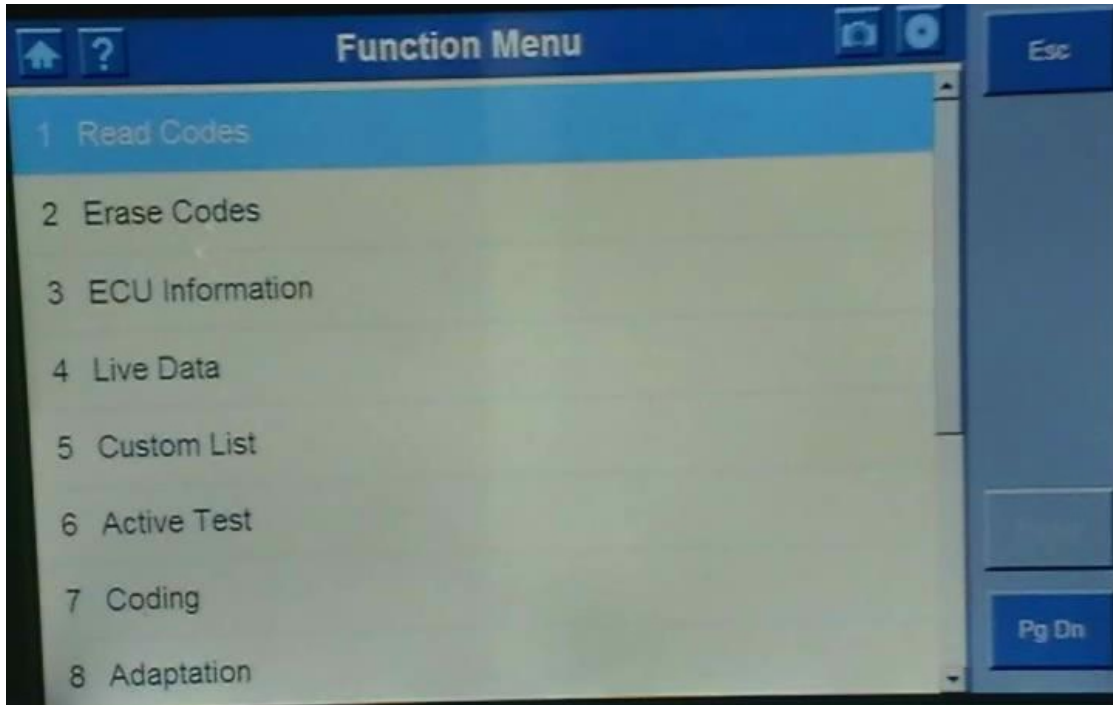
Q: Does DS708 have Diagnostic Trouble Code (DTC) Table

A: No, DS708 doesn't have. But after reading out the trouble codes, the meaning of the DTC will go after it as this picture shows.



Q: Do you have any device which can read and clear trouble codes, reset airbag and tank, work with European and Asian car models. Can DS708 do it?

A: No, DS708 only support basic diagnosis including: read and erase codes, ECU information, live data, custom list, active test, coding and adaptation (see the following picture shows DS708 function menu), and we have not so multi-functional devices.



Q: Does Maxidas DS708 support changing brake pads in Volkswagen Touareg 2009?

A: No, DS708 doesn't do, it is only a scan tool for basic diagnosis. Advice you use the professional tool to change brake pads.

Q: Maxidas DS708 support making key?

A: No, it doesn't. DS708 is diagnostic tool, not support programming key.

Q: Is an Internet Explorer is installed on DS708?

A: No, it is not.

Q: I have three questions on DS708:

1). The one I can remember at the moment is a 2008 Peugeot 407 1.6HDi, it would say, 'no communication with tester and vehicle' when I tried to reset the particle filter and then give a list of things to do e.g. check wiring between the tester and the vehicle, check if ignition was etc... But those conditions had been met already, otherwise it would say that all the time and not just for certain part of systems.

2). Just used it today on a 2004 peugeot 307 1.6HDi, it list the resetting of the airbag but it says that it can not communicate with ecu and to make sure the ignition is on and the wiring is ok. Everything is ok but it won't communicate.

3).I tried to update the system and it wouldn't, so I registered it and tried again, still nothing. I made sure I had a good power supply and internet connection. Still it came up with messages about unable to write to sd card and the sd card was in the machine properly. Please advice

A:

1) you say DS708 fail to reset the particle filter and reset the airbag.

DS708 not support resetting the particle filter and not support resetting of the airbag.

DS708 mainly support: read and erase codes, ECU information, live data, custom list, active test, coding and adaptation.

2) As for DS708 register and update: A) please open DS708 user manual

(<http://www.careucar.com/upload/service/autel-ds708-user-manual-english-version.pdf>) and turn to page 19, it lists 3 ways to register and step-by-step shows how to register. And refer this file on how to update

DS708: <http://www.careucar.com/upload/service/ds708-update-instruction.pdf>